






Lot 26

House & Land Package Available

House Size	Land Size
132.4 sqm	912 sqm

Standard Inclusion

- Blue Scope Truecore Steel Frame (50 Year warranty)
- 2700mm high ceilings
- Colorbond roof
- Coffered ceilings to Alfresco
- 900mm Stainless steel westinghouse appliances
- 20mm stone benchtops
- Recessed Wet Areas
- Bathrooms tiling - Floor to ceiling
- Ducted Air Conditioning
- LED downlights throughout
- 2340 Internal Doors
- 90mm Skirting
- 67mm Architraves
- NBN ready
- Letterbox
- Clothesline
- Driveway
- Landscaping

		
3	2	1

The Pineview

**ARIA
HOMES NSW**

Building Together

1300 651 410

Info@ariahomesnsw.com.au

***Artist Impression and pricing are subject to change. T&C apply. Site Cost subject allowance of 200mm cut & fill



floor areas	(sqm)
ground	102.5
garage	18
porch	5.1
alfresco	6.8
total	132.4



CONTACT US

1300 651 410

info@ariahomesnsw.com.au
 www.ariahomesnsw.com.au

Make an
 appointment
 now